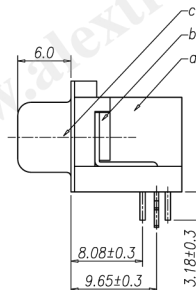
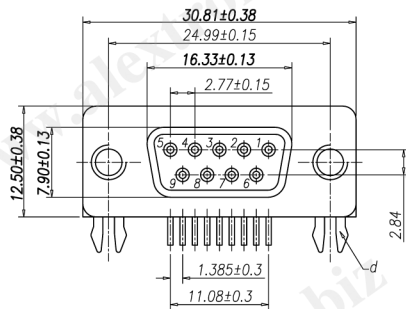


CATEGORY	DESCRIPTION	P/N #
CONNECTOR	D-SUB 9Pin Female 8.08, R/A, T/H	DBB09F-11XX0-XXXX

REV.	ECN NO	DESCRIPTION	REVISED	DATE
A01		New Release	JXM	2009.10.09



SPECIFICATIONS

- CONTACT CURRENT RATING:3 Amperes.
- DIELECTRIC WITHSTANDING VOLTAGE:AC 1000/60sec.r.m.s.
- INSULATION RESISTANCE:5000 Medohms MIN.AT DC 500V.
- CONTACT RESISTANCE:25 Milliohms MAX.
- TEMPERATURE:-55°C TO +105°C.
- GROUNDING SCREW TORQUE:3Kg MIN.
- SOLDER HEAT RESISTANCE:WAVE SOLDERING 260° 10sec.
- TO CONFORM TO THE "SoNY" DIRECTIVE.
- GREEN PRODUCT IDENTIFICATION LABEL IN PACKING: **G.P. PASS**

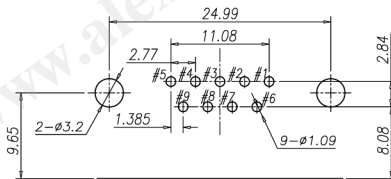
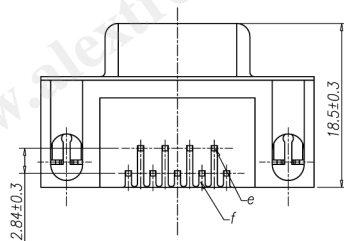
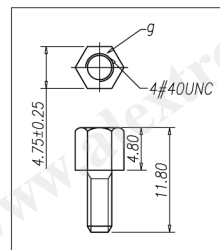
PART NO.:
DBB09F-11XX0-XXXX

XX	Screw Type
01	無螺絲
02	附螺絲
03	鍍螺絲

Color Scheme
00 H:Black C:Black
01 H:Blue C:Blue

X	Shell Plating
1	Ni Plating

X	Terminal Plating
1	Gold Flash Plating



Recommend PCB Layout
(Jack Top View)
Tolerance: ±0.05mm
Recommend PCB Thickness: 1.6mm

g	Screw	2	Brass	Ni Plating	
f	Cover	1	PBT UL94V-0	00: Black; 01: Blue	
e	Terminal	9	Brass	Gold Flash Plating	
d	Board Lock	2	Brass	Tin Plating	
c	Shell	1	SPCC, T=0.4mm	Ni Plating	
b	Rivet	2	Brass	Ni Plating	
a	Housing	1	PBT UL94V-0	00: Black; 01: Blue	
NO.	PART NAME	Q'TY	MATERIAL	PLATING & COLOR	Remark
		4			

Product Drawing ALEXTRONIC

UNLESS OTHERWISE SPECIFIED TOLERANCES	SCALE: 1/1	UNIT: mm	DWG. NO: WI-061-738
	SIZE: A3	PAGE: 1 OF 1	
DECIMALS: X : ±0.5 X.X : ±0.3 X.XX : ±0.2	ANGLES: X : ±2° X.X : ±1°	APPROVED BY WYX	CHECKED BY Pengjie
		PREPARED BY JXM	CUSTOMER COPY